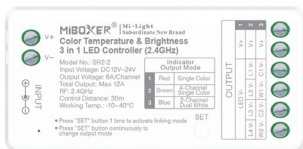


Color Temperature & Brightness 3 in 1 LED Controller (2.4GHz)

Model No.: SR2-2

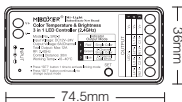
Features

- 4-Channel Dim brightness (Master/ Individual control)
- 2-Channel Color temperature Individual control
- Auto-forwarding: Automatically forward the remote control signal to another controller, making the remote control distance infinite
- Have DND function, usually used in power failure area and save power
- Support TUYA SMART app control (2.4GHz gateway is needed)
- Support third party voice control like Alexa, Google assistant, Yandex Alice, Tmall Genie, Baidu and Xiaomi (2.4GHz gateway is needed)

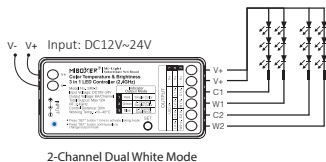
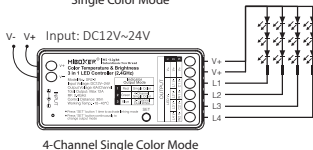
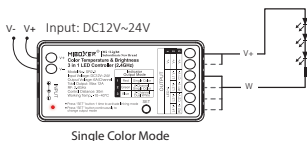


Parameters

Name:	Color Temperature & Brightness 3 in 1 LED Controller (2.4GHz)	Working Temperature:	-10~40 °C
Model No.:	SR2-2	EMC Standard (EMC):	ETSI EN 301 489-1 V2.2.3(2019-11) ETSI EN 301 489-3 V2.3.2 (2023-01)
Input Voltage:	DC12~24V		
Output Current:	6A/ Single channel	Safety Standard (LVD):	EN 61347-1: 2015+A1: 2021 EN 61347-2-11: 2001+A1:2019
Total Output:	Max 12A		
Protocol:	2.4GHz RF	Radio Equipment (RED):	ETSI EN 300 328 V2.2.2 (2019-07)
Control Distance:	30m	Certification:	CE, EMC, LVD, RED
IP Rating:	IP20		



Connection Diagram



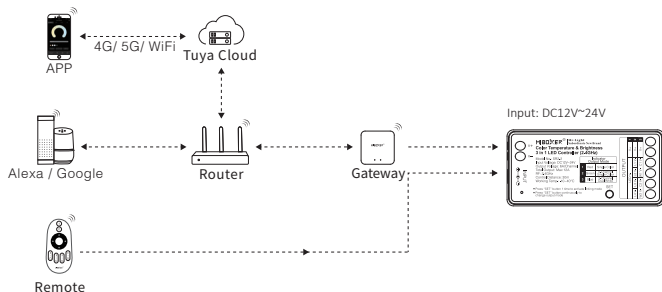
SET:

Press "SET" button 1 time to activate linking mode
Press "SET" button continuously to change output mode

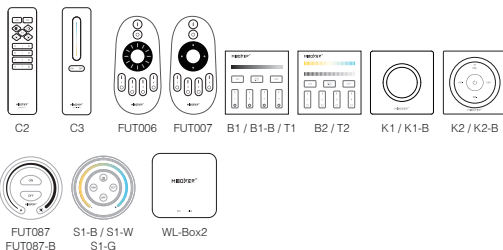
Indicator:

Red: Single Color Mode
(4-Channel Master control)
Green: 4-Channel Single Color Mode
(4-Channel individual control)
Blue: 2-Channel Dual White Mode
(2-Channel individual control)

Application Diagram

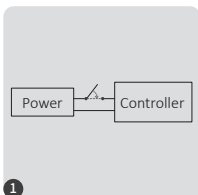


Compatible with these 2.4G RF remote controls (Purchased separately)

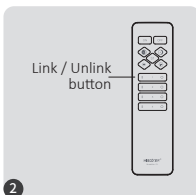


2.4G RF Remote control instruction

Linking Code Instructions



Power off 10 seconds and power on again.



Short press " | " button 3 times within 3 seconds.

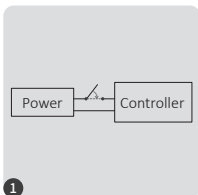


Lights blink 3 times slowly means linking is done successfully.

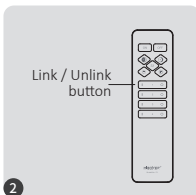


Linking failed if light is not blinking slowly, Please follow above steps again.
(Note: Light that have linked can't link again)

Unlinking Code Instructions



Power off 10 seconds and power on again.



Short press " | " button 5 times within 3 seconds.



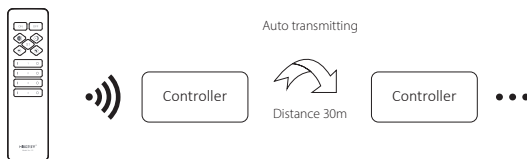
Lights blink 10 times quickly means unlinking is done successfully.



Unlinking failed if light is not blinking quickly, Please follow above steps again.
(Note: Light haven't linked that don't need to unlink)

Transmitting function instruction

One Controller can transmit the signals from the remote control to another Controller within 30m, as long as there is a LED Controller within 30m, the remote control distance can be limitless.



Attention: All "LED Controller" must be linked with one remote.

Turn Do Not Disturb mode on and off (ON by default)

Turn on "Do Not Disturb" (applicable to areas with frequent power outages to save energy)

Turn on Do Not Disturb mode:

Short press the "OFF" button 3 times within 3 seconds, and then short press the "ON" button 3 times. The light flashes 4 times to indicate success.

Note: When the lamp is powered on again after a power outage, its status (lights on or off) will remain the same as before the power outage.

Turn off Do Not Disturb mode:

Short press the "ON" button 3 times within 3 seconds, and then short press the "OFF" button 3 times. The light flashes 4 times slowly to indicate successful shutdown.

Note: When the lamp is powered on again after a power outage, its status will be on by default.

Notice

1. Please check whether the voltage of the power supply is in accordance with the light, and please check the connection of both the cathode and anode, otherwise the light will be broken.
2. Please don't connect wires with power on. Please turn on again only when it is in right connection and no short circuit.
3. Non-professional user cannot dismantle the lighting fixtures directly.
4. Please do not use the light in the place with widely range metal area or strong electromagnetic wave nearby, otherwise, the remote distance will be seriously affected.



Dimmer can not
use in humid area

Made in China