

Note:

- 1. The length L is customized
- 2. Polarity: Crossover A-B, B-A.
- 3. RoHS 2.0 And Reach Compliant

**MATERIAL LIST:**

⑦	LC Uniboot Boot White	2pcs	
⑥	Pull rod Blue	2pcs	
⑤	LC Uniboot Clip Blue	4pcs	
④	LC Uniboot Connector Blue	4pcs	
③	LC/UPC Ferrule	2pcs	
②	LC Dust Cap White	4pcs	
①	Fiber Optical Cable Duplex $\phi 2.0$ OS2 G652.D LSZH (one tube with 2 fiber), Yellow color	L	
NO.	SPECIFICATION STANDARD	QT' Y	REMARK

TYPE	Single-Mode
Insertion LOSS	$\leq 0.3\text{dB}$
Return LOSS	$\geq 50\text{dB}$
Test Wavelength	1310nm

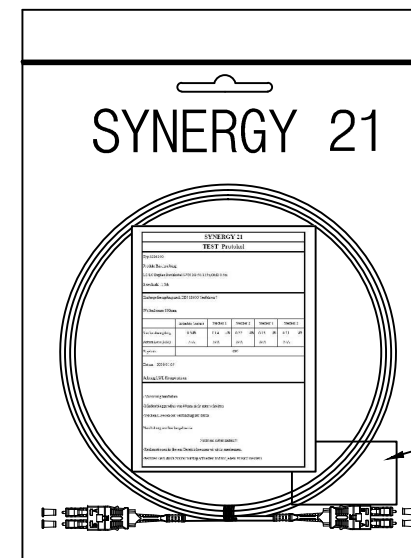
		NEW	2018-10-26	A
BY	CHK	REVISION RECORD MODIFICATIONS	DATE	REV.

SYNERGY 21				
CUSTOMER		ITEM NO.	See The Chart	
PRODUCT NAME	LC-LC Uniboot OS2 Switchable Patch Cords 2.0	Manufacture country	CHINA	UNIT MM
DRAWNBY	CHECKBY	APPOBY	DATE	
SYNERGY 21	SYNERGY 21		2018-10-26	

Chart:

NO.	ITEM NO.	LENGTH.
1	S215525	0.5m
2	S215526	1m
3	S215527	1.5m
4	S215528	2m
5	S215529	3m
6	S215530	5m
7	S215531	7.5m
8	S215532	10m
9	S215533	15m
10	S215534	20m
11		25m
12		30m

PACKING DRAW



Label

PACKING:SYNERGY 21 PE BAG+LABEL

SYNERGY 21									
CUSTOMER					ITEM NO.		See The Chart		
PRODUCT NAME		LC-LC Uniboot OS2 Switchable Patch Cords 2.0			Manufacture country		CHINA	UNIT	MM
BY		CHK		REVISION RECORD MODIFICATIONS		APPOBY		DATE	
		NEW		2018-10-26		A		DRAWNBY	
				DATE		REV.		CHECKBY	
								SYNERGY 21	
								SYNERGY 21	
								2018-10-26	

# SYNERGY 21


## LC Uniboot Connector Switch Polarity Manual

### — How to guide

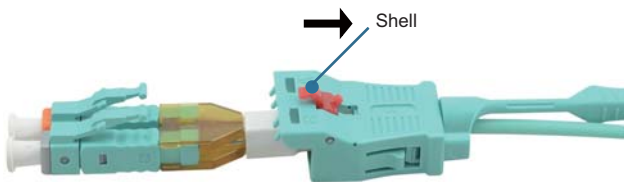
1 Get ready to switch




2 Open buckle



3 Shell separated



4 Rotate the spare parts A & B



5 Spare parts rotate 180°



6 Shell rotate 180°



7 Push back shell



8 Assemble push-pull knob

